

3M™ No Polish Connector SC/APC 250 μm/ 900 μm

Description

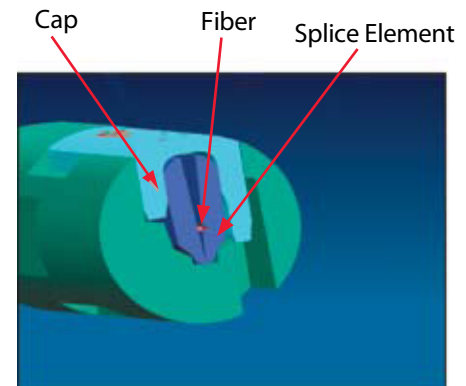
3M No Polish Connector (NPC) SC/APC provides fast, on-site installation of 250 μm and 900 μm singlemode fiber.

The SC/APC compatible connector consists of a factory-polished ferrule assembly and a mechanical splice that is installed with a simple, field tool. It is available with a standard, flat splice configuration or with a keyed, angle splice for excellent back reflection of <-60 dB.

NPC has a bell-shaped boot that is attached to the connector body, virtually minimizing the chance of losing or forgetting to install the boot during the connection. After installation, the boot keeps the fiber from kinking, even during side pull.

The no polish connector is tested for premises and FTTP applications for indoor and outdoor locations.

The NPC SC/APC is RoHS compliant.*



Cross-sectional view of actual splice. After the fiber is inserted, the assembly tool depresses the cap to force clamping and locating surfaces against the fiber, locking and aligning the fiber in place.



3M™ No Polish Connector SC/APC Angle Splice, 250 μm/900 μm



play



pause



stop

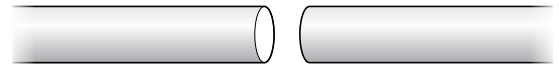
Video Controls

Features	Benefits
Field installation	Always the right cable length with no cable slack to store
One piece, pre-assembled design	No small, loose parts
Simple assembly tool	Fast, easy installation
Keyed, angle cleave splice	Low reflection, < -60 dB across temperature extremes
900 μm buffer strain relief	Excellent pull out strength
Factory polished stub in ferrule	No on-site polish or adhesives required

Flat Splice Connectors

3M™ No Polish Connector SC/APC Flat Splice Connectors provide excellent performance for digital transmission networks that require a SC/APC termination, such as an Optical Network Terminal that is pre-installed with an SC/APC interface.

SC/APC flat splice connectors provide acceptable analog video performance for indoor applications since the flat splice has a typical reflection of -55 dB for room temperatures.

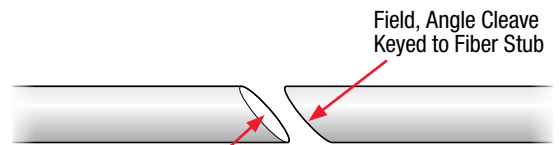


Flat Cleave Splice
Uses standard fiber cleaver for field termination

Angle Splice Connectors

3M™ No Polish Connector SC/APC Keyed, Angle Splice Connectors are specifically designed for analog video transmission with very low optical reflection of < -60 dB across temperature extremes.

Based upon 3M laboratory testing, keying of the angle cleaves is important for optical reflection performance.



Factory Formed Angle
Inside Connector

Keyed, Angle Cleave Splice
Using the 3M™ Fiber Optic Angle Cleaver 2535, a precise angle can be formed on the field fiber end. With the assembly tool, angles of the field fiber and connector fiber are aligned to optimize optical coupling and minimize back reflections.

Assembly Tool for 250/900 μm




3M™ No Polish Connector Assembly Tool is included in every box of 60 connectors. Keeps angle cleaves aligned during installation process.

Specifications	
Fiber diameter	125 μm
Insertion loss	0.2 dB typical
Reflection (Flat splice)	-55 dB typical at room temperature < -35 dB for -40°C to 75°C (-40°F to 167°F)
(Angle splice)	-65 dB typical at room temperature < -60 dB for -40°C to 75°C (-40°F to 167°F)
Connection durability, after 100 matings	< 0.2 dB change
Operating temperature	-40°C to 75°C (-40°F to 167°F)
Cable tension (in service)	< 0.5 dB increase at 4.8N (1.10 lbf) for 250 μm < 0.5 dB increase at 6.9N (1.54 lbf) for 900 μm
Side pull (in service)	< 0.5 dB increase at 6.9N (1.54 lbf) for 900 μm
Water immersion, 43°C (109°F), 3 days	< 0.2 dB increase after 24 hour dry time
Dimensions	12.7 x 12.7 x 49 mm (0.5" x 0.5" x 1.9")

Simple Installation Process


The 3M™ No Polish Connector is easy to install, even for the SC/APC connector with angle splice.

Step 1: Angle Cleave Fiber



After stripping the coating and cleaning the glass, secure the fiber with the two clamps and activate the cleaver in one step by pressing the lever. The fiber holder maintains the angle orientation from the cleaver to the connector in the assembly tool.

Step 2: Assemble Connector



Use the holder to automatically align and to guide the fiber into the connector. Once there is a fiber bow to indicate the fiber is fully inserted, activate the connector by depressing the button.

3M™ Fiber Optic Angle Cleave Kit 2565



The 3M™ Fiber Optic Angle Cleave Kit 2565 includes the 3M™ Fiber Optic Angle Cleaver 2535 and all tools necessary for 8800-APC/AS.

3M™ Connectors, Tools and Kits Description

Model Number	Description	Packaging
8800-APC/AS	No Polish Connector SC/APC SM Angle Splice 250/900	60/package
8800-APC/FS	No Polish Connector SC/APC SM Flat Splice 250/900	60/package
2535	Fiber Optic Angle Cleaver	1/package
2565	Fiber Optic Angle Cleave Kit with Angle Cleaver	1/package
8865-C	No Polish Connector Preparation Kit with Flat Cleaver	1/package



3M™ No Polish Connector Kit 8865-C for 8800-APC/FS flat splice connectors.

3M is a trademark of 3M Company.

*"RoHS Compliant 2002/95/EC" means that the product or part ("Product") does not contain any of the substances in excess of the maximum concentration values in EU Directive 2002/95/EC, as amended by Commission Decision 2005/618/EC, unless the substance is in an application that is exempt under EU RoHS. This information represents 3M's knowledge and belief, which may be based in whole or in part on information provided by third party suppliers to 3M.

Important Notice

All statements, technical information, and recommendations related to 3M's products are based on information believed to be reliable, but the accuracy or completeness is not guaranteed. Before using this product, you must evaluate it and determine if it is suitable for your intended application. You assume all risks and liability associated with such use. Any statements related to the product which are not contained in 3M's current publications, or any contrary statements contained on your purchase order shall have no force or effect unless expressly agreed upon, in writing, by an authorized officer of 3M.

Warranty; Limited Remedy; Limited Liability.

This product will be free from defects in material and manufacture for a period of 12 months from the time of purchase. **3M MAKES NO OTHER WARRANTIES INCLUDING, BUT NOT LIMITED TO, ANY IMPLIED WARRANTY OF MERCHANTABILITY OR FITNESS FOR A PARTICULAR PURPOSE.** If this product is defective within the warranty period stated above, your exclusive remedy shall be, at 3M's option, to replace or repair the 3M product or refund the purchase price of the 3M product. **Except where prohibited by law, 3M will not be liable for any loss or damage arising from this 3M product, whether indirect, special, incidental or consequential regardless of the legal theory asserted.**



Communication Markets Division 3M Telecommunications

6801 River Place Blvd.
Austin, TX 78726-9000
800/426 8688
Fax 800/626 0329
www.3MTelecommunications.com

Please recycle. Printed in USA.
© 3M 2008. All rights reserved.
80-6113-2815-6